

Penn Park Basketball

Madison,WI

Lighting System

| Pole / Fixture Summary | | | | | | |
|------------------------|-------------|------------|-------------|----------------|----------------|---------|
| Pole ID | Pole Height | Mtg Height | Fixture Qty | Luminaire Type | Load | Circuit |
| P1-P4 | 40' | 40' | 2 | TLC-LED-600 | 1.16 kW | A |
| 4 | | | 8 | | 4.64 kW | |


| Circuit Summary | | | |
|-----------------|-------------|---------|-------------|
| Circuit | Description | Load | Fixture Qty |
| A | Courts | 4.64 kW | 8 |

| Fixture Type Summary | | | | | | | |
|----------------------|--------------------|---------|--------|----------|----------|----------|----------|
| Type | Source | Wattage | Lumens | L90 | L80 | L70 | Quantity |
| TLC-LED-600 | LED 5700K - 75 CRI | 580W | 65,600 | >120,000 | >120,000 | >120,000 | 8 |

Light Level Summary

| Calculation Grid Summary | | | | | | | | |
|--------------------------|------------------------|--------------|-----|------|---------|---------|----------|-------------|
| Grid Name | Calculation Metric | Illumination | | | | | Circuits | Fixture Qty |
| | | Ave | Min | Max | Max/Min | Ave/Min | | |
| Courts | Horizontal Illuminance | 30.2 | 20 | 45 | 2.27 | 1.51 | A | 8 |
| Property Line | Horizontal | 0.14 | 0 | 0.43 | 525.18 | | A | 8 |

From Hometown to Professional



We Make It Happen.®

Not to be reproduced in whole or part without the written consent of Musco Sports Lighting, LLC. ©1981, 2022 Musco Sports Lighting, LLC.

EQUIPMENT LIST FOR AREAS SHOWN

| Pole | | | | Luminaires | | | | |
|--------|----------|------|-----------------|-----------------|----------------|------------|-----------|-------------|
| QTY | LOCATION | SIZE | GRADE ELEVATION | MOUNTING HEIGHT | LUMINAIRE TYPE | QTY / POLE | THIS GRID | OTHER GRIDS |
| 4 | P1-P4 | 40' | - | 40' | TLC-LED-600 | 2 | 2 | 0 |
| TOTALS | | | | | | 8 | 8 | 0 |

Penn Park Basketball

Madison, WI

GRID SUMMARY

Name: Courts
Size: 169' x 97'
Spacing: 20.0' x 20.0'
Height: 3.0' above grade

ILLUMINATION SUMMARY

MAINTAINED HORIZONTAL FOOTCANDLES

| Entire Grid | |
|------------------------------|-----------|
| Guaranteed Average: | 25 |
| Scan Average: | 30.22 |
| Maximum: | 45 |
| Minimum: | 20 |
| Avg / Min: | 1.53 |
| Guaranteed Max / Min: | 4 |
| Max / Min: | 2.27 |
| UG (adjacent pts): | 1.47 |
| CU: | 0.75 |
| No. of Points: | 34 |

LUMINAIRE INFORMATION

Applied Circuits: A
No. of Luminaires: 8
 Total Load: 4.64 kW

Guaranteed Performance: The ILLUMINATION described above is guaranteed per your Musco Warranty document and includes a 0.95 dirt depreciation factor.

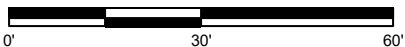
Field Measurements: Individual field measurements may vary from computer-calculated predictions and should be taken in accordance with IESNA RP-6-15.

Electrical System Requirements: Refer to Amperage Draw Chart and/or the "Musco Control System Summary" for electrical sizing.

Installation Requirements: Results assume ± 3% nominal voltage at line side of the driver and structures located within 3 feet (1m) of design locations.



SCALE IN FEET 1 : 30



Pole location(s) ⊕ dimensions are relative to 0,0 reference point(s) ⊗



We Make It Happen.

EQUIPMENT LIST FOR AREAS SHOWN

| Pole | | | | Luminaires | | | | |
|--------|----------|------|-----------------|-----------------|----------------|------------|-----------|-------------|
| QTY | LOCATION | SIZE | GRADE ELEVATION | MOUNTING HEIGHT | LUMINAIRE TYPE | QTY / POLE | THIS GRID | OTHER GRIDS |
| 4 | P1-P4 | 40' | - | 40' | TLC-LED-600 | 2 | 2 | 0 |
| TOTALS | | | | | | 8 | 8 | 0 |

Penn Park Basketball

Madison, WI

GRID SUMMARY

Name: Property Line
 Spacing: 30.0'
 Height: 3.0' above grade

ILLUMINATION SUMMARY

HORIZONTAL FOOTCANDLES

Entire Grid
Guaranteed Average: 25
 Scan Average: 0.1413
 Maximum: 0.43
 Minimum: 0.00
 No. of Points: 18

LUMINAIRE INFORMATION

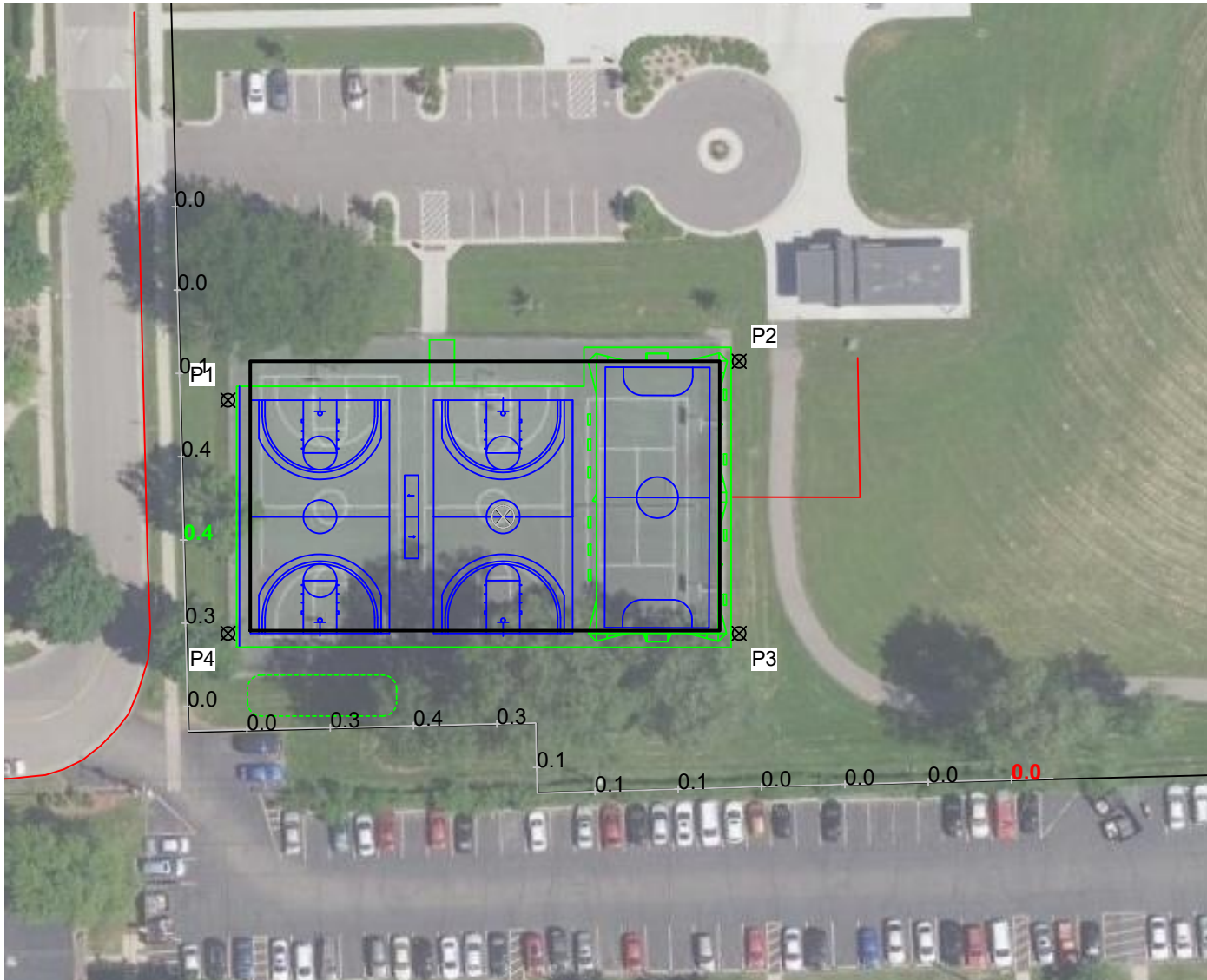
Applied Circuits: A
No. of Luminaires: 8
 Total Load: 4.64 kW

Guaranteed Performance: The ILLUMINATION described above is guaranteed per your Musco Warranty document.

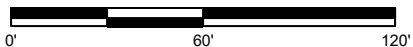
Field Measurements: Individual field measurements may vary from computer-calculated predictions and should be taken in accordance with IESNA RP-6-15.

Electrical System Requirements: Refer to Amperage Draw Chart and/or the "Musco Control System Summary" for electrical sizing.

Installation Requirements: Results assume ± 3% nominal voltage at line side of the driver and structures located within 3 feet (1m) of design locations.



SCALE IN FEET 1 : 60



Pole location(s) ⊕ dimensions are relative to 0,0 reference point(s) ⊗



We Make It Happen.

Penn Park Basketball

Madison,WI

EQUIPMENT LAYOUT

INCLUDES:
 · Courts

Electrical System Requirements: Refer to Amperage Draw Chart and/or the "Musco Control System Summary" for electrical sizing.

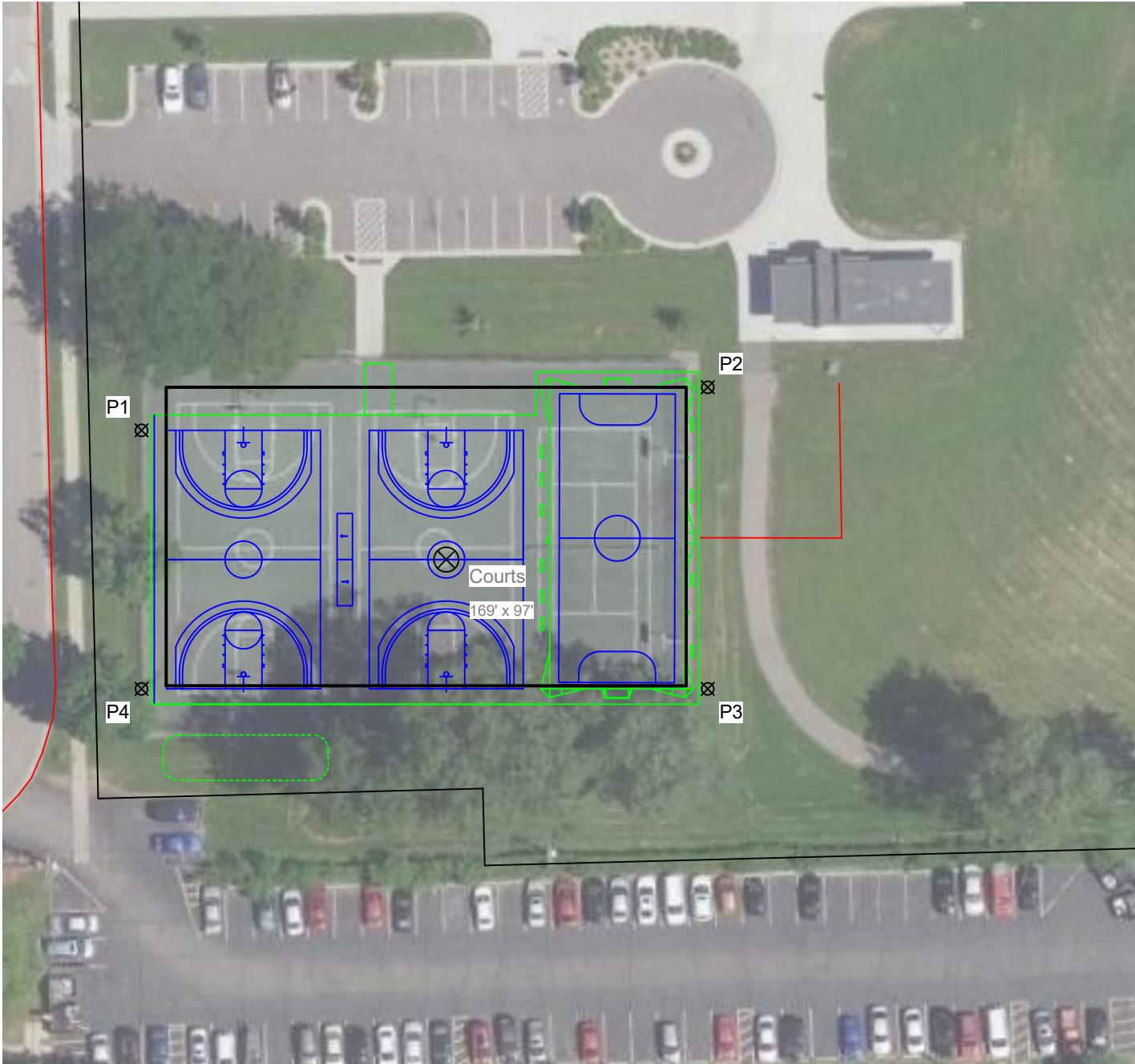
Installation Requirements: Results assume ± 3% nominal voltage at line side of the driver and structures located within 3 feet (1m) of design locations.

EQUIPMENT LIST FOR AREAS SHOWN

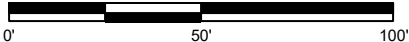
| QTY | Pole | | | Luminaires | | QTY / POLE |
|-----|----------|------|-----------------|-----------------|----------------|------------|
| | LOCATION | SIZE | GRADE ELEVATION | MOUNTING HEIGHT | LUMINAIRE TYPE | |
| 4 | P1-P4 | 40' | - | 40' | TLC-LED-600 | 2 |
| 4 | TOTALS | | | | | 8 |

SINGLE LUMINAIRE AMPERAGE DRAW CHART

| Ballast Specifications (.90 min power factor) | Line Amperage Per Luminaire (max draw) | | | | | | |
|--|---|-------------|-------------|-------------|-------------|-------------|-------------|
| | 208 (60) | 220 (60) | 240 (60) | 277 (60) | 347 (60) | 380 (60) | 480 (60) |
| Single Phase Voltage | 208 (60) | 220 (60) | 240 (60) | 277 (60) | 347 (60) | 380 (60) | 480 (60) |
| TLC-LED-600 | 3.4 | 3.2 | 3.0 | 2.6 | 2.0 | 1.9 | 1.5 |



SCALE IN FEET 1 : 50



Pole location(s) ⊕ dimensions are relative to 0,0 reference point(s) ⊗



We Make It Happen.

Not to be reproduced in whole or part without the written consent of Musco Sports Lighting, LLC. ©1981, 2022 Musco Sports Lighting, LLC.